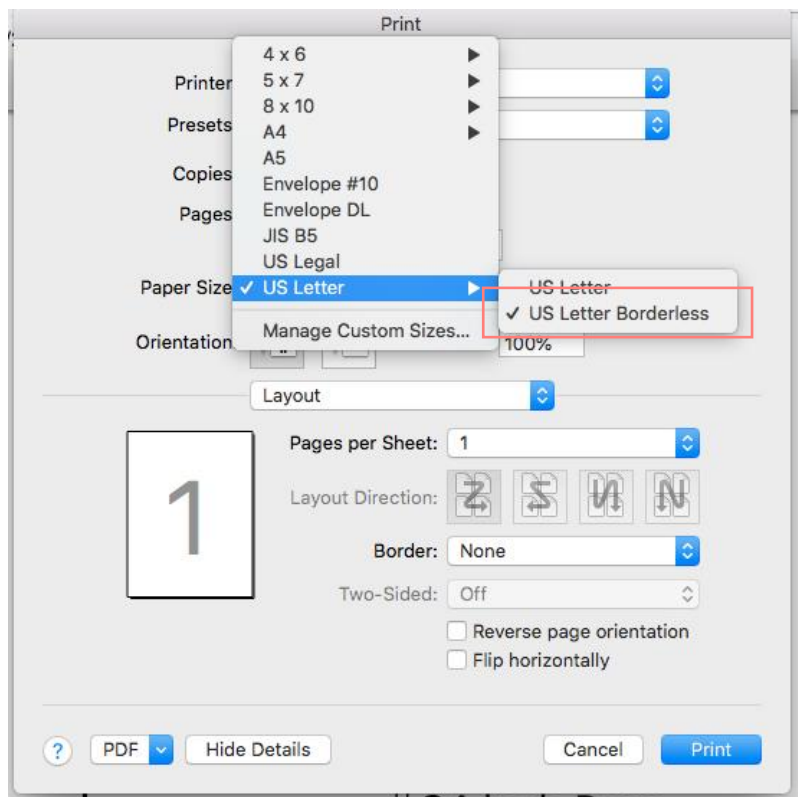


Print & Cut (PDF File users)

You will need a printer to print the template.

I suggest printing it in a thicker board/paper (90lbs or more) so it will be more durable and you can use it multiple times



- Then, when printing, be sure not to scale it.
- Print it 100% the size, or else the pattern will shrink a bit and your flower may be smaller.
- Print it **borderless**. Or else the template will not be printed fully



*I'm using a Canon printer that let me had this dialog box (right). If you're unsure as to how to be able to change this setting with your printer, kindly check it online or with the customer service of your printer.

Follow me!

 dwblooms.com

   @deaneyweaneyblooms