



*diane weaney*  
B L O O M S



**2026 Paper Crafting  
Class Rates**

[dwblooms.com](http://dwblooms.com)



# deaneyweaney B L O O M S

Deaney Weaney Blooms (DWB) is a creative paper flower studio based in West Irondequoit (Rochester), NY, specializing in handmade paper flower décor, custom blooms, and a wide variety of engaging workshops—both online and in person.

Founded by Deane Bautista, a seasoned display and exhibition designer, DWB offers original paper flower templates and hands-on classes designed by Deane herself.

Every template used in DWB's workshops and projects is thoughtfully developed to inspire creativity and make the art of paper flowers accessible to all skill levels.

Deane currently teaches paper flower classes at several local Rochester public libraries and community centers, sharing her passion for paper artistry with the community.




# Paper Flower Classes

All materials are provided by DWB.

Tools requested from the organizer: Glue gun, scissors.

# 3D Paper Butterfly Bookmark

NEW



**Price:** \$15/ student

**Duration:** 1 hr

Add a pop of color and creativity to reading time with a handmade 3D paper butterfly bookmark!

In this engaging workshop, participants will learn how to craft a vibrant butterfly bookmark using cardstock, layering, and coloring techniques. The finished piece perches delicately on the edge of a favorite book, making it both functional and beautiful.

Participants will have the opportunity to personalize their butterfly with colors of their choice before assembling the 3D effect. All materials are provided, and no prior experience is necessary.

Participants will leave with a unique, handmade bookmark that brings a touch of artistry to every page!

**Minimum Students:** 10

# Paper Flower Bookmark

1 per student

NEW



**Price:** \$15/ student

**Duration:** 1 hr

Brighten up reading time with a charming paper flower bookmark!

In this creative workshop, participants will learn how to craft a colorful, layered flower bookmark using cardstock and simple assembly techniques.

Each bookmark sits neatly on the edge of a page, bringing a touch of handmade joy to every book. Participants will have the opportunity to mix and match colors, shapes, and layers to design their own unique floral bookmark.

All materials are provided, and no prior experience is necessary.

**All skill levels welcome**

Participants will leave with a delightful, handmade bookmark—perfect for marking favorite stories or gifting to fellow book lovers!

**Minimum Students:** 10

# Paper Snowdrop Bookmark

1 per student



NEW

**Price:** \$15/ student

**Duration:** 1 hr

Celebrate the quiet beauty of early spring with a delicate paper snowdrop bookmark! In this hands-on workshop, participants will learn how to create a graceful snowdrop flower bookmark using white cardstock petals, green beads, and simple paper crafting techniques.

Participants will have the opportunity to personalize their snowdrop by writing a simple quote on the card that fits between the pages and holds the hanging snowdrop. All materials—including pre-cut paper, beads, and cardstock—are provided, and no prior experience is necessary.

**All skill levels welcome**

Participants will leave with a lovely, handcrafted bookmark that celebrates the promise of new beginnings—perfect for marking favorite reads or sharing as a thoughtful gift!

**Minimum Students:** 10

# Rolled Paper Flower Bouquet

NEW



**Price:** \$25/ student

**Duration:** 1.5 hrs

Brighten any space with the cheerful beauty of a handmade gerbera daisy!

In this hands-on workshop, participants will learn how to create a vibrant, dimensional paper gerbera daisy stalk using quality cardstock and easy-to-follow techniques. Each participant will craft one daisy stalk—perfect for displaying at home or gifting to someone special.

Guided by expert instruction, participants will discover tips for shaping petals, assembling the flower, and adding lifelike details.

**Minimum Students: 6**

# Accordion Paper Heart Wreath

NEW



**Price:** \$30/ student

**Duration:** 2 hrs

Celebrate creativity and handmade charm with an accordion paper heart wreath!

In this hands-on workshop, participants will learn how to fold and shape paper into dimensional heart forms, then arrange and attach them to create a beautiful wreath.

This project is perfect for adding a touch of love to any space—ideal for home décor, special occasions, or gifting.

Participants will have the opportunity to experiment with composition as they assemble their wreaths. All materials—including pre-cut paper and wreath bases—are provided, and no prior experience is necessary.

Participants will leave with a unique, handcrafted wreath that showcases the art of paper folding and their own creative flair!

**Minimum Students:** 5

# Paper Gerbera Daisy

1 stalk per student



**Price:** \$20/ student

**Duration:** 1.5 hrs

Brighten any space with the cheerful beauty of a handmade gerbera daisy!

In this hands-on workshop, participants will learn how to create a vibrant, dimensional paper gerbera daisy stalk using quality cardstock and easy-to-follow techniques. Each participant will craft one daisy stalk—perfect for displaying at home or gifting to someone special.

Guided by expert instruction, participants will discover tips for shaping petals, assembling the flower, and adding lifelike details.

**Minimum Students: 8**

NEW

# Paper Palm Frond

2 pieces per student



NEW

**Price:** \$20/ student

**Duration:** 1.5 hrs

Add a modern botanical touch to any space with a handmade paper palm frond!

In this creative workshop, participants will learn how to fold, cut, and assemble vibrant palm fronds using quality cardstock and simple paper crafting techniques.

These bold, sculptural pieces are perfect for home décor, party styling, or pairing with other paper flowers.

All materials are provided, and no prior experience is necessary.


**All skill levels welcome**

Participants will leave with a stylish, handcrafted palm frond—ready to brighten up any room or occasion!

**Minimum Students: 8**

# Flower Pop Up Card

1 stalk per student



Minimum Students: 8

**Price:** \$20/ student

**Duration:** 1.5 hrs

Delight in the magic of paper engineering by creating a beautiful flower pop up card!

In this interactive workshop, participants will learn how to craft layered paper flowers that bloom in three dimensions when the card is opened.

Using cardstock, simple cutting, and folding techniques, participants will assemble a vibrant floral arrangement surrounded by leafy accents—perfect for gifting or displaying.

Participants will have the opportunity to personalize their cards with colors and decorative touches. All materials are provided, and no prior experience is necessary.

**Each participant creates one flower pop up card**  
**All skill levels welcome**

Participants will leave with a unique, handcrafted card that brings a joyful surprise to any occasion!

NEW

# Paper Carrot Box



**Minimum Students: 10**

**Price: \$15/ student**

**Duration: 1 hr**

Add a playful twist to gift-giving or spring celebrations with a handmade paper carrot box!

In this creative workshop, participants will learn how to craft a whimsical carrot-shaped box using colored cardstock and simple assembly techniques.

Each box features a leafy green top and plenty of space inside for treats, notes, or small surprises—perfect for Easter baskets, party favors, or cheerful décor.

Participants will have the opportunity to personalize their carrot boxes with creative details and finishing touches.

All materials are provided, and no prior experience is necessary.

**Each participant creates one paper carrot box**  
**All skill levels welcome**

Participants will leave with a fun, functional paper carrot box that's sure to bring smiles to any occasion!

# Giant Paper Rose



**Price:** \$35/ student

**Duration:** 2 hrs

Create a show-stopping floral statement with a large paper rose!

In this hands-on workshop, participants will learn how to craft an oversized rose bloom using quality cardstock and step-by-step sculpting techniques.

The finished rose, complete with lush green leaves, makes a stunning decoration for walls, parties, or special events.

Participants will have the opportunity to experiment with color and petal shaping as they build their own custom rose.

All materials are provided, and no prior experience is necessary.


**Each participant creates one large paper rose.**

**All skill levels welcome.**

Participants will leave with a beautiful, handcrafted rose that captures the elegance and artistry of giant paper flowers!

**Minimum Students: 5**

# Paper Daisy Bookmark



**Price:** \$15/ student

**Duration:** 1 hr

Add a cheerful touch to reading with a handmade paper daisy bookmark!

In this creative workshop, participants will learn how to craft a delicate daisy using cardstock, shaping techniques, and a wire stem. Each bookmark features a bright daisy bloom and a leafy accent—perfect for marking favorite pages or gifting to fellow book lovers.

Participants will have the opportunity to personalize the leaf with a favorite quote or message, making each bookmark truly unique.

All materials are provided, and no prior experience is necessary.

**All skill levels welcome.**

Participants will leave with a charming, handcrafted bookmark that brings a little sunshine to every story!

**Minimum Students: 10**

# Paper Sunflower Bookmark



**Price:** \$15/ student

**Duration:** 1 hr

Bring a burst of sunshine to reading time with a handmade paper sunflower bookmark!

In this creative workshop, participants will learn how to craft a vibrant sunflower using cardstock, simple shaping techniques, and a wire stem.

Each bookmark features a cheerful sunflower bloom and a leafy accent, perfect for marking favorite pages or sharing as a thoughtful gift.

Participants will have the opportunity to personalize the leaf with an inspiring word or short message, making each bookmark truly one of a kind. All materials are provided, and no prior experience is necessary.

**Each participant creates one paper sunflower bookmark**  
**All skill levels welcome**

Participants will leave with a bright, handcrafted bookmark that brings warmth and positivity to every book!

**Minimum Students: 10**

# Paper Sunflower Card



**Price:** \$25/ student

**Duration:** 1.5 hr

Share a little sunshine with a handmade paper sunflower card!

In this creative workshop, participants will learn how to craft a cheerful sunflower using layered cardstock and simple assembly techniques, then arrange it on a beautifully illustrated card base. The finished card is perfect for brightening someone's day or celebrating a special occasion.

Participants will have the opportunity to personalize their card with a heartfelt message or decorative touches. All materials are provided, and no prior experience is necessary.

**Each participant creates one paper sunflower card  
All skill levels welcome**

Participants will leave with a vibrant, handcrafted card that's sure to bring a smile to anyone who receives it!

**Minimum Students: 6**

# Paper Sunflower in a Pot



**Price:** \$30/ student

**Duration:** 1.5 hrs

Bring the joy of sunflowers indoors with a cheerful paper sunflower in a pot! In this creative workshop, participants will learn how to craft a vibrant sunflower using layered cardstock, detailed leaf accents, and simple assembly techniques.

The finished sunflower stands tall in its own mini pot—perfect for brightening a desk, windowsill, or gifting as a symbol of encouragement.

Participants will have the opportunity to personalize their sunflower with a custom message or decorative sign to place in the pot.

All materials are provided, and no prior experience is necessary.

**Each participant creates one paper sunflower in a pot**  
**All skill levels welcome**

Participants will leave with a delightful, handcrafted sunflower that brings positivity and a fresh start to any space!

**Minimum Students: 5**

# Giant Paper Sunflower



**Price: \$30**

**Duration: 1.5 hrs**

Brighten up any space with a stunning large paper sunflower!

In this creative workshop, participants will learn how to craft an eye-catching sunflower using vibrant cardstock, layered petals, and detailed leaf accents.

The finished sunflower makes a bold decoration for walls, parties, classrooms, or special events.

Participants will explore techniques for shaping petals, assembling layers, and adding finishing details to bring their sunflower to life.

All materials are provided, and no prior experience is necessary.

**Each participant creates one large paper sunflower**  
**All skill levels welcome**

Participants will leave with a cheerful, handcrafted sunflower that captures the warmth and joy of summer all year round!

**Minimum Students: 5**

# Giant Paper Dahlia



**Price:** \$30/ student

**Duration:** 1.5 hrs

Make a bold statement with a stunning large paper dahlia!

In this hands-on workshop, participants will learn how to create a vibrant dahlia bloom using quality cardstock, layered petal techniques, and sculpted leaves.

The finished dahlia is perfect for wall décor, parties, classrooms, or special celebrations.

Participants will explore methods for shaping and arranging petals, assembling the flower, and adding dimensional leaf accents for a polished look.

**All materials are provided, and no prior experience is necessary.**

Each participant creates one large paper dahlia  
All skill levels welcome

Participants will leave with a beautiful, handcrafted dahlia that brings color and artistry to any space!

**Minimum Students: 5**

# Paper leaf Wreath

NEW

**Price:** \$30/ student

**Duration:** 1.5 hrs

Celebrate the colors of the season with a vibrant paper leaf wreath!

In this creative workshop, participants will learn how to craft and layer colorful paper leaves to form a striking wreath, perfect for autumn décor or year-round display.

Using quality cardstock and simple shaping techniques, participants will create a lush arrangement of leaves in warm, festive hues.

Participants will have the opportunity to experiment with color combinations and arrangement styles as they build their own custom wreath. All materials are provided, and no prior experience is necessary.

**Each participant creates one paper leaf wreath.  
All skill levels welcome**

Participants will leave with a beautiful, handcrafted wreath that brings a touch of nature and creativity to any space!

**Minimum Students: 5**



# Paper Poinsettia

NEW



**Price:** \$15/ student

**Duration:** 1 hr

Celebrate the holiday season with a vibrant paper poinsettia!

In this festive workshop, participants will learn how to craft a stunning poinsettia bloom using red and gold cardstock, folding and shaping techniques, and layered assembly.

The finished poinsettia makes a beautiful ornament for a tree, a cheerful accent for home décor, or a thoughtful handmade gift.

Participants will have the opportunity to personalize their poinsettia with decorative touches and learn tips for creating dimension and texture.

All materials are provided, and no prior experience is necessary.  
**Each participant creates one paper poinsettia ornament**  
**All skill levels welcome**

Participants will leave with a festive, handcrafted poinsettia that captures the spirit and beauty of the season!

**Minimum: 10 students**

# Paper Christmas “Balls”

2 pieces per student



NEW

**Price:** \$20/ student

**Duration:** 1 hr

Add a handmade touch to your holiday tree with custom paper Christmas “balls”!

In this festive workshop, participants will learn how to craft two geometric paper ornaments using cardstock, simple folding, and assembly techniques. These unique decorations are perfect for personalizing your tree or gifting to friends and family.

Each participant will create two ornaments, with plenty of opportunity to decorate and make them their own. All materials are provided, and no experience is necessary.

**Each participant makes two paper Christmas “balls”  
All skill levels welcome**

Celebrate the season with creativity and take home ornaments that capture the magic of handmade holidays!

**Minimum Students: 8**

# Paper Filipino Lantern (Parol) Workshop

with Filipino Christmas Tradition Presentation

NEW



**Price:** \$40/student

**Duration:** 2 hours (includes a 30-minute presentation on Filipino Christmas traditions)

Discover why the Philippines is known for having the world's longest Christmas celebration—beginning as early as September!

In this hands-on workshop, you'll craft your own paper Filipino lantern (Parol) while enjoying a special presentation on Filipino Christmas traditions.

Experience the vibrant spirit, creativity, and heritage of a festive season that lasts for months. Perfect for all skill levels—join us and bring a touch of Filipino holiday magic to your home!

**Minimum Students: 4**

# Frequently Asked Questions (FAQs)

**1. Who can join these craft classes?**

Participants of all skill levels are welcome, from complete beginners to experienced crafters. Each class is designed to be accessible and enjoyable for everyone.

**2. What is included in the class fee?**

The class fee covers all materials needed for the project and step-by-step instruction. A limited number of glue guns and scissors are provided; if possible, we ask the host to supply extra tools for participants.

**3. Do participants need to bring any supplies?**

No additional supplies are required. All materials are provided during the class.

**4. How long is each class?**

Classes range from one to two hours, allowing ample time for instruction, crafting, and finishing touches.

**5. Can children participate in these classes?**

Many classes are suitable for older children and teens, as long as they are comfortable using hot glue and scissors.

**6. What happens if a participant needs to cancel or reschedule?**

Cancellations and rescheduling are handled according to the host/venue's policy. Kits are prepared based on the number of participants agreed upon in the contract. If there are no-shows, kits are distributed to those who attend.

**7. Are group bookings or private classes available?**

Group bookings and private classes can be arranged for special occasions, team-building, or parties. Contact us for more information on availability and rates.

Continue to the Next page...

# Frequently Asked Questions (FAQs)

## 8. Can finished projects be taken home?

Yes! Participants will leave with their completed craft project at the end of each class.

## 9. Are the templates or instructions available after the class?

Projects are designed to be finished during class time. For additional support, participants can access many online tutorials on our [YouTube channel](#). Digital templates and resources are also available on the [Deaney Weaney Blooms website](#) and [Etsy shop](#).

## 10. What if a participant has no crafting experience?

No experience is necessary. Each class is guided step-by-step, and support is available throughout to ensure a positive and creative experience for all.

## 11. Can the projects be customized?

Absolutely! Participants are encouraged to personalize their projects with colors, messages, and decorative touches to make each creation uniquely their own.

## 12. Where are the classes held?

Class locations depend on the host and may include

various local libraries, community centers, and other venues in the Rochester, NY area.

## 13. How far in advance should classes be arranged or ordered?

As long as the date is available, kits can typically be prepared within 3 days to a week, depending on the class and number of participants.

## 14. Can participants share photos of their finished projects?

Yes! Participants are encouraged to share photos of their creations on social media. Don't forget to tag [@deaneyweaneyblooms](#) so we can celebrate your creativity and share your work with our community!

Contact Deaney:

[deane@dwblooms.com](mailto:deane@dwblooms.com)

336 301 3137

